
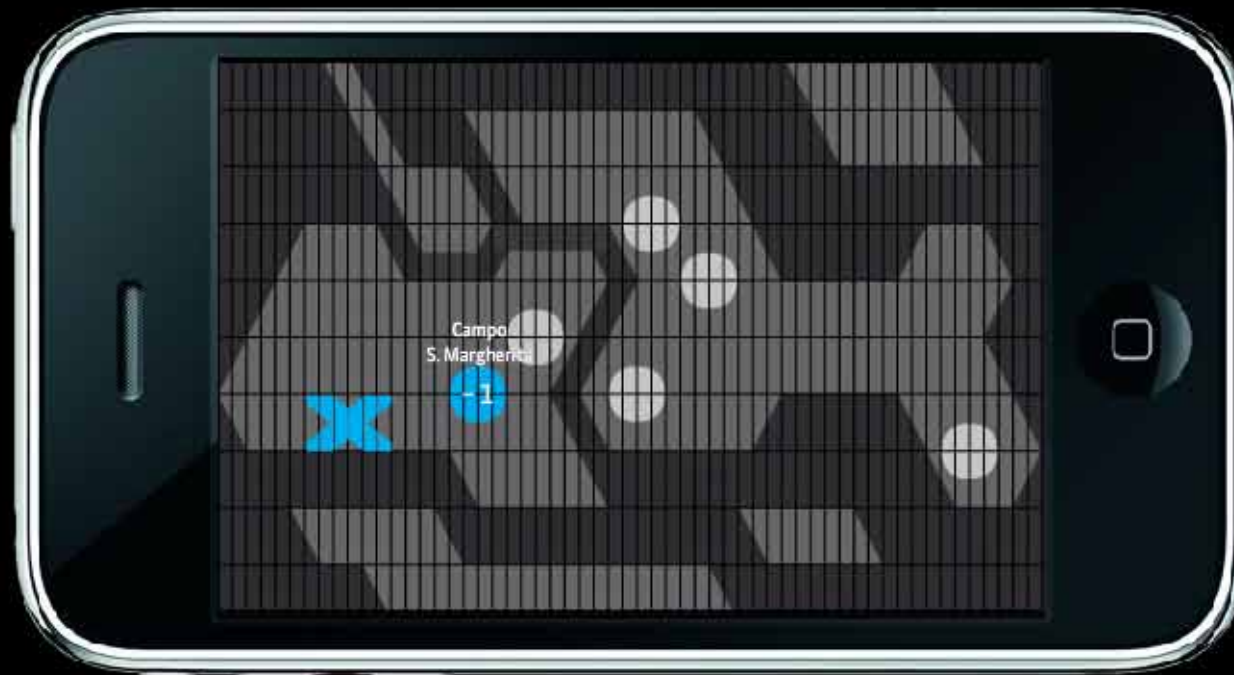




Music application
maximum of 6 users.



... waitng for the loading ...




stylized map of venice:

where I am (cross)

place where I can do the performance (circle)

on click the circle indicate how many users
are missing to complete the number 6



stylized map of venice:
where I am (cross)
on click the circle indicate that the performance is in act.




confirm the choice

the application say to user to go in chosen place



press yes for start


the application ask me when I am arrived in campo



instrument

in the first row there are the drum instrument


in the second row there are the sound



listen the sound


If I click once on icon I can listen the sound of the instrument

If I click twice on icon I can go in the composing interface




composition grid


in this interface there is a reader that read
the grid



composition grid
I push on the bit for illuminate it




composition grid
the reader read only the bits illuminated




modulation

the icon can be move on a horizontal line to
change several notes of the sound



volume

you can lower or raise the volume by placing two fingers on the screen




filter 1

directing the phone horizontally you get a filter

the icon create a pattern that rappresent the intensity of the filter



pulse
icon blinks following bits placed in the rid



filter 2

directing the phone vertically you get a filter
the icon create a pattern that rappresent the
intensity of the filter



interaction with an other I phone
if I press the icon at the top right I have the
interaction with the instrument and the cre-
ation of a third sound



interaction with an other I phone
the volume of interaction varies depending on
the distance from the other device

Thank you